



CONFIGURING AND WIRING THE EMZ3/P



LED VIEW



Use 3 wire cable 0.75mm²

Commercial Division

RSF EUROPE S.A.
 43A, rue Principale
 L-8376 KAHLER - G-D LUXEMBOURG
 Tél : +352/49 74 20 40 Fax : +352/49 74 20 50
 E-MAIL: rsf.europe@rsf-europe.com



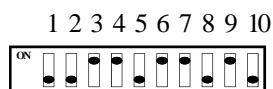
Manufacturer

RSF
 45, Avenue Marcel Dassault
 (Parc de la Plaine)
 31500 Toulouse - France
 Tél : +33-5/61207909 Fax : +33-5/61800094

PROGRAMMING THE ZONE NUMBER

EXAMPLE:

To program the zone 364:
364 = 12 + 352



12 + 352

1 2 3 4 5	6 7 8 9 10
0	0
1	32
2	64
3	96
4	128
5	160
6	192
7	224
8	256
9	288
10	320
11	352
12	384
13	416
14	448
15	480
16	512
17	544
18	576
19	608
20	640
21	672
22	704
23	736
24	768
25	800
26	832
27	864
28	896
29	928
30	960
31	992

Commercial Division

RSF EUROPE S.A.
43A, rue Principale
L-8376 KAHLER - G-D LUXEMBOURG
Tél : +352/49 74 20 40 Fax : +352/49 74 20 50
E-MAIL: rsf.europe@rsf-europe.com



Manufacturer

RSF
45, Avenue Marcel Dassault
(Parc de la Plaine)
31500 Toulouse - France
Tél : +33-5/61207909 Fax : +33-5/61800094